

ultratoneTM

PERFORATED GIB® PLASTERBOARD ACOUSTIC PANELS



TECHNICAL DATA SHEET BPIR - CLASS 1



Perforated GIB® Plasterboard Acoustic Panels

Technical Data Sheet - BPIR Class 1

Asona UltratoneTM is a perforated GIB® plasterboard panel designed for acoustic ceilings and wall linings. Made in NZ, UltratoneTM is manufactured in a range of perforation patterns and open areas to meet acoustic and aesthetic requirements. Panels are screw fixed and flush stopped to level 4 and painted on site for a monolithic appearance.

Application

Asona UltratoneTM is a durable perforated acoustic lining for control of unwanted noise reverberation in residential and commercial construction; open plan living and office spaces, meeting rooms, receptions, hallways, hotels, healthcare, retirement facilities, auditoria, libraries, halls, malls etc.

Composition

Panels are manufactured in NZ from GIB® plasterboard with acoustic tissue backing.

Features & Benefits

- Excellent acoustic performance to absorb and diffuse unwanted noise for greater comfort. NRC 0.55-0.80, CAC 30-44 with Asona Triton acoustic tile backer.
- Durable long lasting plasterboard finish that is easy to repaint without reduction in acoustic performance.
- Fire safe, Group 1-S rating.
- Made in NZ for short lead times and low carbon km's.
- Economical.
- Available in a wide range of perforations patterns
- 8, 12 or 15mm Ø perforations for a classic look.
- 12 x 12 mm square perforation.
- Alternating 12 and 20mm Ø perforations.
- Random 8, 15, and 20 mm Ø perforations.
- All panels come with clear borders for ease of installation and finishing with stronger crack resistant joins.
- Standard 1200 x 2400 mm sheets. Others to order.
- Integrates with regular non-perforated 13mm GIB®.



Technical Specifications:

Practical Sound Absorption Coefficients:

ISO 354 E-200, Test reports T2227-1 to 24, W1L1 Cluster

ITEM	Open Area*	NRC	125 Hz	250 Hz	500 Hz	1K Hz	2K Hz	4K Hz
8/18	15.4	0.65	0.45	0.80	0.80	0.55	0.45	0.40
12/25	18.4	0.65	0.45	0.75	0.80	0.55	0.45	0.40
15/30	20.0	0.60	0.40	0.75	0.75	0.50	0.40	0.40
12-20/66	19.2	0.60	0.45	0.75	0.80	0.50	0.40	0.35
8-15-20R	7.3	0.45	0.55	0.65	0.60	0.35	0.25	0.20
SQ12/30	16.4	0.60	0.45	0.75	0.75	0.50	0.40	0.40

Practical Sound Absorption Coefficients:

ISO 354 E-200,Test reports T2227-10to 15, W1L1 Cluster with Triton 50 acoustic tile backer (or Triton Sonaboard 50)

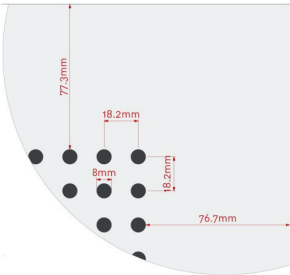
ITEM	Open Area*	NRC	125 Hz	250 Hz	500 Hz	1K Hz	2K Hz	4K Hz
8/18	15.4	0.80	0.75	0.95	0.85	0.75	0.55	0.45
12/25	18.4	0.80	0.75	0.90	0.85	0.80	0.60	0.55
15/30	20.0	0.80	0.75	0.95	0.85	0.75	0.60	0.55
12-20/66	19.2	0.80	0.75	0.95	0.85	0.75	0.60	0.55
8-15-20R	7.3	0.50	0.70	0.70	0.55	0.40	0.30	0.25
SQ12/30	16.4	0.75	0.70	0.90	0.80	0.70	0.55	0.50

* Approximate value,excludes borders and non-perforated areas.

Technical Specifications

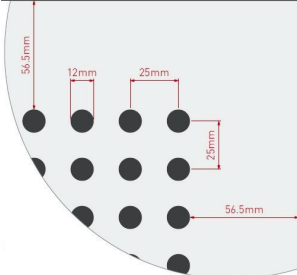
Perforation Patterns

Item 8/18



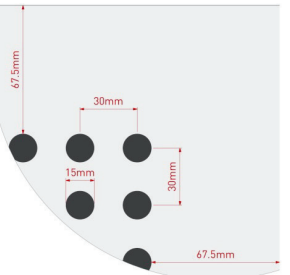
8mm Ø @ 18mm ctrs

Item 12/25



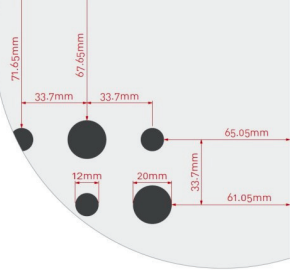
12mm Ø @ 25mm ctrs

Item 15/30



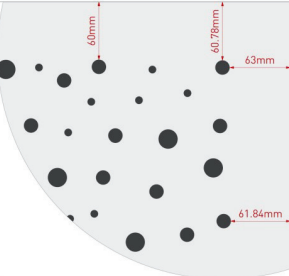
15mm Ø @ 30mm ctrs

Item 12-20/66



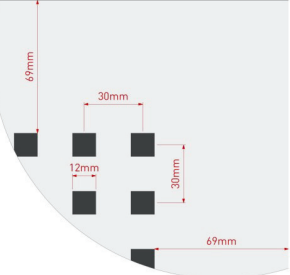
12+20mm Ø @ 66mm ctrs

Item 8-15-20R



8+15+20mm Ø Random

Item SQ12/30




12mm SQ @ 30mm ctrs

Perforation Clusters—1200 x 2400mm sheet


W1L1—width 1, length 1




W2L1—width 2, length 1




W3L1—width 3, length 1




W1L2—width 1, length 2



W2L2—width 2, length 2



W2L4 -width 2, length 4



Practical Sound Absorption Coefficients:

ITEM	W1L1	W2L1	W3L1	W1L2	W2L2	W2L4
8/18	✓	✓	✓	✓	✓	✓
12/25	✓	✓	✓	✓	✓	✓
15/30	✓	✓	✓	✓	✓	✓
12-20/66	✓					
8-15-20R	✓					
SQ12/30	✓	✓	✓	✓	✓	✓

Technical Specifications

Access Hatches:

A range of Rondo Panther® access hatches are available to incorporate into Ultratone™ perforated plasterboard ceilings. Contact Asona for details.

Acoustics:

Use Rondo Xpress® Drywall Grid Suspension system with Asona Triton lay-in acoustic tiles to provide high NRC and CAC performance. Contact Asona for details.

Standard Size:

13 x 1200 x 2400 mm panels, other lengths to order.

Colour:

Plain paper face, requires painting on site.

Limitation:

- Not for use in external applications, wet areas, in contact with moisture or in extreme humidity or temperature conditions.
- Not for use with negative air return plenums.
- Maximum humidity/temperature 90% R/H at 30°C.
- Back loading max. Uniform weight of un-supported insulation shall not exceed 2kg/m², point loads e.g. lighting, grills, speakers etc, 1.5kg per piece. Greater loads shall be independently supported.
- Do not spray paint as this will reduce acoustic performance.

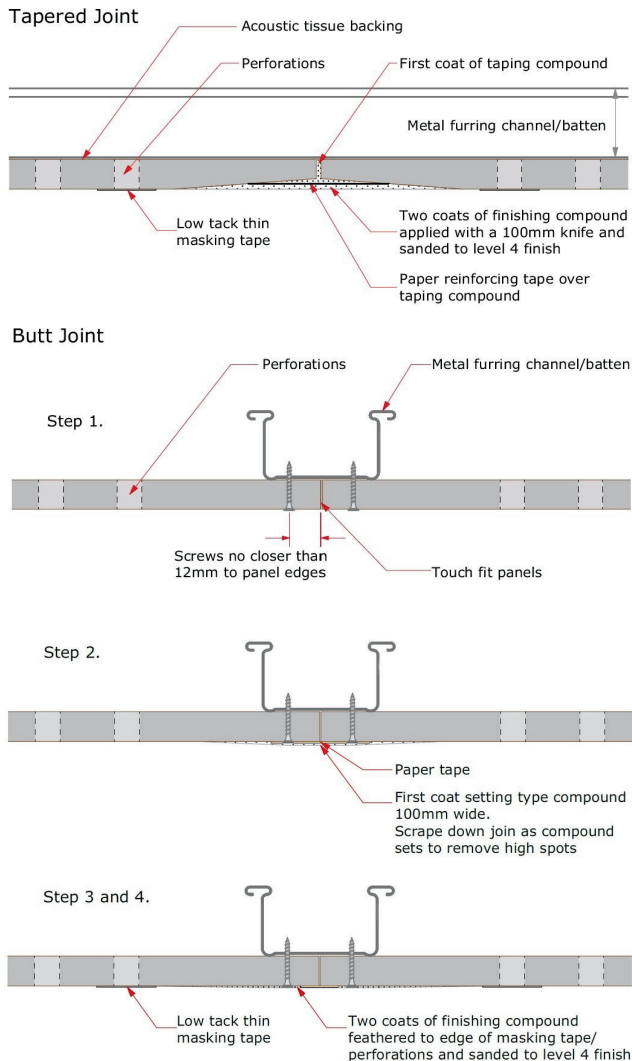
Maintenance:

Clean with vacuum, soft brush or damp cloth once painted.

NZ Building Act

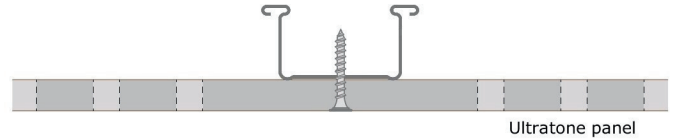
This product is not subject to a warning or ban under Section 26.

Joint Finishing

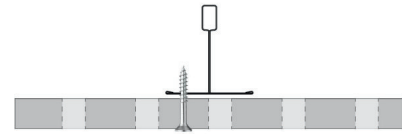


Installation Options

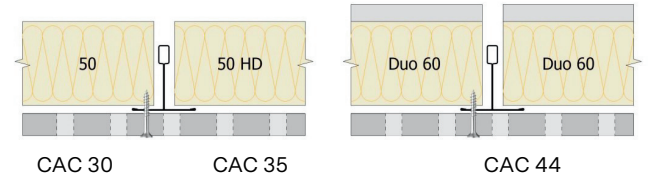
Ultratone™ panel to Rondo #155 furring channel/batten



Ultratone™ panel to Rondo Xpress® Drywall Grid



Ultratone™ panel to Rondo Xpress® with Triton acoustic tile backer for high CAC and NRC



NZ Building Code Compliance:

- B2 Durability – Clause B2.3.1 (b) (i): Asona Ultratone with only normal maintenance will have a minimum durability of at least 15 years when installed in accordance with; manufacturer's installation requirements and AS/NZS 2785:2020.
- C3 Fire – Clause C/AS2 3.4(a): Asona Ultratone has a Fire Material Group Number 1-S by NZBC verification method C/VM2 Appendix A, tested in accordance with ISO 5660 or ISO 9705.

Warranty:

10 year limited warranty against manufacturing defects.

Weight: (nominal)

Perforated board - 7.6-8.2 kg/m²

Non-perforated board - 9.0 kg/m²

Installation:

Shall not commence until the building is water tight and dry. Install Rondo #127 TCR (top cross rail) at 1200mm centres, rigid hangers at 1200mm centres, Rondo #155 48mm furring channel at 600mm centres with Rondo #159 Joiner Clip. Alternative suspension is Rondo Xpress Drywall Grid, main tees at 1200mm centres, hangers at 1200mm centres, cross tees at 600mm centres with optional Triton acoustic tile backer. Screw fix panels with 25mm bugle head gypsum screws at 200mm c/c along edges and 300mm c/c elsewhere, support short end with furring/cross tee to secure the join. A low tack, thin washi masking tape can be used to mask perforations during stopping to minimise filling of the perforations. Fill joints with a 3 coat system and paper reinforcing tape. Take care not to fill perforations, and remove immediately any compound from holes. Expansion joints at 12m maximum. Paint with fine nap roller. Refer full Installation Manual.

Do not spray paint.

Specification:

Ceiling/wall lining shall be Asona Ultratone™ perforated GIB® plasterboard acoustical panel as manufactured by Asona Ltd, Tel: 09 525 6575, info@asona.co.nz. Size 13 x 1200 x 2400mm, Item (8/18) (12/25)(15/30)(12-20/66) (8-15-20 random), (SQ12/30), Perforation Cluster (W_L_), perforated and laminated with acoustic tissue backing, panels shall be screw fixed with 25mm bugle head gypsum screws at 200mm c/c along edges and 300mm c/c elsewhere to (#155 furring) (Rondo Xpress) at max. 600 mm c/c). Install Triton (50)(50HD)(Duo 60) (Sonaboard 50) acoustic tile backer into Rondo Xpress suspension. Short ends supported, expansion joints at max 12m centres, plus joints to 'Level 4' and paint with fine nap roller. (Asona ceiling Masterspec 5113AP specification available).

